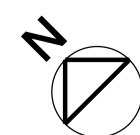
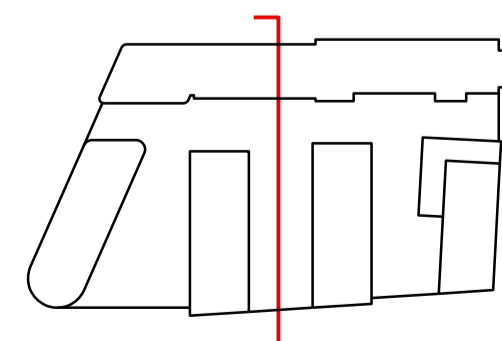


General Notes
DO NOT SCALE. All dimensions must be checked on site, errors are to be reported.

All illustrated material is subject to copyright. Unless otherwise agreed in writing, all rights to use this document are subject to payment of Architect's charges. This document may only be used for the express purpose and project for which it has been created and delivered, as notified in writing by the Architect. This document may not be otherwise used or copied. Any unauthorised use of this document is at the user's sole risk and without limiting the Architect's rights the user releases and indemnifies the Architect from and against all loss so arising.

Contractors must ensure that cross referenced drawings and specifications noted on these drawings are checked on a regular basis to ensure that the latest revisions are used.

Key



Client
St. Edward
Chelsea Bridge Wharf
360 Queensdown Road
London SW11 8PE
020 7720 2600

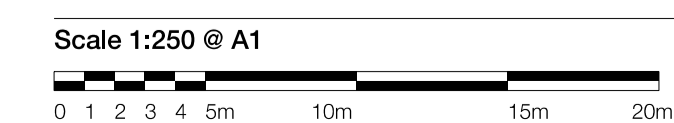
Architect
Patel Taylor
48 Rawstorne Street
London EC1V 7ND
020 7278 2323

Title
General arrangement
Elevation - Block E east courtyard

Project
Homebase Site, Syon Lane

Scale
1:250 @ A1 1:500 @ A3

Issue Record	By	Chk	Date
P06 Planning Issue	MA	AC	21.09.2020
P05 Planning Issue	PG	AC	25.08.2020
P04 Planning Issue	AP	AC	28.07.2020
P03 Planning Draft	TG	AC	17.07.2020
P02 Design Freeze 2	TG	AC	31.01.2020
P01 First Issue	TG	AC	24.01.2020



Drawing Number
579-PTA-ZZ-ZZ-ELE-A-0009

Revision
P06

Status
For Planning

Patel Taylor
48 Rawstorne Street
London EC1V 7ND
T +44 (0)20 7278 2323
www.pateltaylor.co.uk

Patel Taylor